Mini industrial coupling in plastics POM and PVDF with the world's most popular profile in this nominal diameter. Above average flow performance for liquid and gaseous media. Coupling system with single-hand operation. This new type of plastic locking system with handy sleeve considerably expands the applications of this series. Two sleeve forms - tapered and cylindrical, where the tapered sleeve form facilitates handling with gloves.
The color coding of the coupling and plug offers a guarantee for avoiding mix-ups between media when coupling.

- Available valve types:
  - Single Shut-off
  - Double Shut-off

RectuPOM

Working Pressure*:
up to 10 bar (POM, at 20°C)

Material:
- **Coupling:** POM black
- **Plug:** POM black
- **Seals:** NBR

Working Temperature:
-20°C up to +80°C (POM)

Flow Rate Air:
- **Single Shut-Off:** 550 l/min.
- **Double Shut-Off:** 310 l/min.

inlet pressure 6 bar, pressure drop 0.5 bar

Flow Rate Water:
- **Single Shut-Off:** 7 l/min.
- **Double Shut-Off:** 2.7 l/min.

pressure drop 0.5 bar

RectuChem

Working Pressure*:
up to 8 bar (PVDF, at 20°C)

Material:
- **Coupling:** PVDF white
- **Plug:** PVDF white
- **Seals:** FKM

Working Temperature:
-20°C up to +120°C (PVDF)

Flow Rate Air:
- **Single Shut-Off:** 550 l/min.
- **Double Shut-Off:** 310 l/min.

inlet pressure 6 bar, pressure drop 0.5 bar

Flow Rate Water:
- **Single Shut-Off:** 7 l/min.
- **Double Shut-Off:** 2.7 l/min.

pressure drop 0.5 bar

* maximum static working pressure with design factor 4 to 1.

Single Shut-Off / Double Shut-off

	Connection A	HEX	HEX1	L	L1	L2	D	B	G	Color Sleeve	Part Number POM	Part Number CHEM
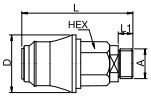 **21KBAW** Coupler with valve, Male Thread with tapered sleeve	G1/8	17		50	7		25.5			Standard	21KBAW10DPX	21KBAW10FVX
	G1/4	17		50	7		25.5			Standard	21KBAW13DPX	21KBAW13FVX
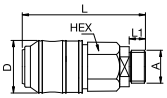 **21KBAW** Coupler with valve, Male Thread with cylindrical sleeve	G1/8	17		50	7		21			Blue	21KBAW10DPXGB	21KBAW10FVXGB
	G1/8	17		50	7		21			Red	21KBAW10DPXGR	21KBAW10FVXGR
	G1/8	17		50	7		21			Standard	21KBAW10DPXG	21KBAW10FVXG
	G1/4	17		50	7		21			Blue	21KBAW13DPXGB	21KBAW13FVXGB
	G1/4	17		50	7		21			Red	21KBAW13DPXGR	21KBAW13FVXGR
	G1/4	17		50	7		21			Standard	21KBAW13DPXG	21KBAW13FVXG

Single Shut-Off / Double Shut-off

	Connection A	HEX	HEX1	L	L1	L2	D	B	G	Color Sleeve	Part Number POM	Part Number CHEM
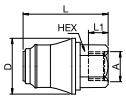 **21KBIW** Coupler with valve, Female Thread with tapered sleeve	G1/8	17		53	8		25.5			Standard	21KBIW10DPX	21KBIW10FVX
	G1/4	17		39	9		25.5			Standard	21KBIW13DPX	21KBIW13FVX
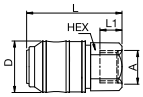 **21KBIW** Coupler with valve, Female Thread with cylindrical sleeve	G1/8	17		53	8		21			Blue	21KBIW10DPXGB	21KBIW10FVXGB
	G1/8	17		53	8		21			Red	21KBIW10DPXGR	21KBIW10FVXGR
	G1/8	17		53	8		21			Standard	21KBIW10DPXG	21KBIW10FVXG
	G1/4	17		39	9		21			Blue	21KBIW13DPXGB	21KBIW13FVXGB
	G1/4	17		39	9		21			Red	21KBIW13DPXGR	21KBIW13FVXGR
	G1/4	17		39	9		21			Standard	21KBIW13DPXG	21KBIW13FVXG
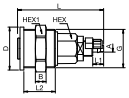 **21KBKE** Coupler with valve, Panel Mount for Plastic Hose Connection for Front Panel Installation	4 x 6	17	27	56	7	20.5	28	7	M25x1	Standard	21KBKE06DPX	21KBKE06FVX
	6 x 8	17	27	56	7	20.5	28	7	M25x1	Standard	21KBKE08DPX	21KBKE08FVX
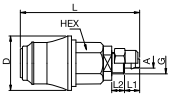 **21KBKO** Coupler with valve, with Plastic Hose Connection with tapered sleeve	4 x 6	17		56	6	7	25.5		M10x1	Standard	21KBKO06DPX	21KBKO06FVX
	6 x 8	17		56	6	7	25.5		M12x1	Standard	21KBKO08DPX	21KBKO08FVX
	4 x 6	17		56	6	7	21			Blue	21KBKO06DPXGB	21KBKO06FVXGB
	4 x 6	17		56	6	7	21			Red	21KBKO06DPXGR	21KBKO06FVXGR
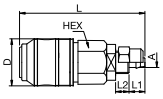 **21KBKO** Coupler with valve, with Plastic Hose Connection with cylindrical sleeve	4 x 6	17		56	6	7	21			Standard	21KBKO06DPXG	21KBKO06FVXG
	6 x 8	17		56	6	7	21			Blue	21KBKO08DPXGB	21KBKO08FVXGB
	6 x 8	17		56	6	7	21			Red	21KBKO08DPXGR	21KBKO08FVXGR
	6 x 8	17		56	6	7	21			Standard	21KBKO08DPXG	21KBKO08FVXR

Single Shut-Off / Double Shut-off

	Connection A	HEX	HEX1	L	L1	L2	D	B	G	Color Sleeve	Part Number POM	Part Number CHEM
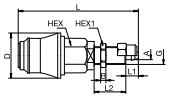 **21KBKS** Coupler with valve, Panel Mount with Plastic Hose Connection with tapered sleeve	4 x 6	17	14	68	7	18	25.5	4	M10x1	Standard	21KBKS06DPX	21KBKS06FVX
	6 x 8	17	17	68	7	18	25.5	4	M12x1	Standard	21KBKS08DPX	21KBKS08FVX
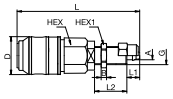 **21KBKS** Coupler with valve, Panel Mount with Plastic Hose Connection with cylindrical sleeve	4 x 6	17	14	68	7	18	21	4	M10x1	Blue	21KBKS06DPXGB	21KBKS06FVXGB
	4 x 6	17	14	68	7	18	21	4	M10x1	Red	21KBKS06DPXGR	21KBKS06FVXGR
	4 x 6	17	14	68	7	18	21	4	M10x1	Standard	21KBKS06DPXG	21KBKS06FVXG
	6 x 8	17	17	68	7	18	21	4	M12x1	Blue	21KBKS08DPXGB	21KBKS08FVXGB
	6 x 8	17	17	68	7	18	21	4	M12x1	Red	21KBKS08DPXGR	21KBKS08FVXGR
	6 x 8	17	17	68	7	18	21	4	M12x1	Standard	21KBKS08DPXG	21KBKS08FVXG
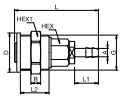 **21KBTE** Coupler with valve, Panel Mount for Hose Barb for Front Panel Installation	4	17	27	60	17	20.5	28	7	M25x1	Standard	21KBTE04DPX	21KBTE04FVX
	6	17	27	60	17	20.5	28	7	M25x1	Standard	21KBTE06DPX	21KBTE06FVX
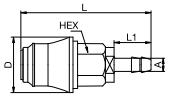 **21KBTF** Coupler with valve, Hose Barb with tapered sleeve	4	17		60	17		25.5			Standard	21KBTF04DPX	21KBTF04FVX
	6	17		60	17		25.5			Standard	21KBTF06DPX	21KBTF06FVX
	4	17		60	17		21			Blue	21KBTF04DPXGB	21KBTF04FVXGB
	4	17		60	17		21			Red	21KBTF04DPXGR	21KBTF04FVXGR
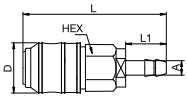 **21KBTF** Coupler with valve, Hose Barb with cylindrical sleeve	4	17		60	17		21			Standard	21KBTF04DPXG	21KBTF04FVXG
	6	17		60	17		21			Blue	21KBTF06DPXGB	21KBTF06FVXGB
	6	17		60	17		21			Red	21KBTF06DPXGR	21KBTF06FVXGR
	6	17		60	17		21			Standard	21KBTF06DPXG	21KBTF06FVXG

Single Shut-Off / Double Shut-off

	Connection A	HEX	HEX1	L	L1	L2	D	B	G	Color Sleeve	Part Number POM	Part Number CHEM
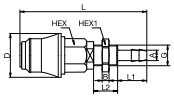 **21KBTS** Coupler with valve, Panel Mount with Hose Barb with tapered sleeve	4	17	14	74	17	14	25.5	4	M10x1	Standard	21KBTS04DPX	21KBTS04FVX
	6	17	14	74	17	14	25.5	4	M10x1	Standard	21KBTS06DPX	21KBTS06FVX
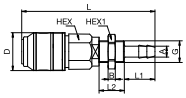 **21KBTS** Coupler with valve, Panel Mount with Hose Barb with cylindrical sleeve	4	17	14	74	17	14	21	4	M10x1	Blue	21KBTS04DPXGB	21KBTS04FVXGB
	4	17	14	74	17	14	21	4	M10x1	Red	21KBTS04DPXGR	21KBTS04FVXGR
	4	17	14	74	17	14	21	4	M10x1	Standard	21KBTS04DPXG	21KBTS04FVXG
	6	17	17	74	17	14	21	4	M12x1	Blue	21KBTS06DPXGB	21KBTS06FVXGB
	6	17	17	74	17	14	21	4	M12x1	Red	21KBTS06DPXGR	21KBTS06FVXGR
	6	17	17	74	17	14	21	4	M12x1	Standard	21KBTS06DPXG	21KBTS06FVXG

Single Shut-Off

	Connection A	HEX	HEX1	L	L1	L2	D	B	G	Color Sleeve	Part Number POM	Part Number CHEM
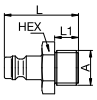 **21SFAW** Plug without valve, Male Thread	G1/4	17		28	9					Standard	21SFAW13DXX	21SFAW13FXX
21SFIW Plug without valve, Female Thread	G1/4	17		25	9					Blue	21SFIW13DXXB	21SFIW13FXXB
	G1/4	17		25	9					Red	21SFIW13DXXR	21SFIW13FXXR
	G1/4	17		25	9					Standard	21SFIW13DXX	21SFIW13FXX
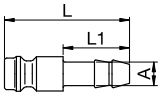 **21SFTF** Plug without valve, Hose Barb	4			32	17					Standard	21SFTF04DXX	21SFTF04FXX
	6			32	17					Standard	21SFTF06DXX	21SFTF06FXX

Single Shut-Off / Double Shut-off

	Connection A	HEX	HEX1	L	L1	L2	D	B	G	Color Sleeve	Part Number POM	Part Number CHEM
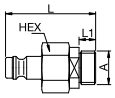 **21SBAW** Plug with valve, Male Thread	G1/8	17		36	7					Blue	21SBAW10DPXB	21SBAW10FVXB
	G1/8	17		36	7					Red	21SBAW10DPXR	21SBAW10FVXR
	G1/8	17		36	7					Standard	21SBAW10DPX	21SBAW10FVX
	G1/4	17		38	7					Blue	21SBAW13DPXB	21SBAW13FVXB
	G1/4	17		38	7					Red	21SBAW13DPXR	21SBAW13FVXR
	G1/4	17		38	7					Standard	21SBAW13DPX	21SBAW13FVX
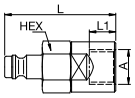 **21SBIW** Plug with valve, Female Thread	G1/8	17		39	8					Blue	21SBIW10DPXB	21SBIW10FVXB
	G1/8	17		39	8					Red	21SBIW10DPXR	21SBIW10FVXR
	G1/8	17		39	8					Standard	21SBIW10DPX	21SBIW10FVX
	G1/4	17		42	10					Blue	21SBIW13DPXB	21SBIW13FVXB
	G1/4	17		42	10					Red	21SBIW13DPXR	21SBIW13FVXR
	G1/4	17		42	10					Standard	21SBIW13DPX	21SBIW13FVX
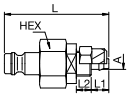 **21SBKO** Plug with valve, with Plastic Hose Connection	4 x 6	17		42	7	6				Blue	21SBKO06DPXB	21SBKO06FVXB
	4 x 6	17		42	7	6				Red	21SBKO06DPXR	21SBKO06FVXR
	4 x 6	17		42	7	6				Standard	21SBKO06DPX	21SBKO06FVX
	6 x 8	17		42	7	6				Blue	21SBKO08DPXB	21SBKO08FVXB
	6 x 8	17		42	7	6				Red	21SBKO08DPXR	21SBKO08FVXR
	6 x 8	17		42	7	6				Standard	21SBKO08DPX	21SBKO08FVX

Double Shut-Off

	Connection A	HEX	HEX1	L	L1	L2	D	B	G	Color Sleeve	Part Number POM	Part Number CHEM
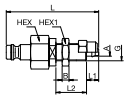 **21SBKS** Plug with valve, Panel Mount with Plastic Hose Connection	4 x 6	17	14	54	7	18		4	M10x1	Blue	21SBKS06DPXB	21SBKS06FVXB
	4 x 6	17	14	54	7	18		4	M10x1	Red	21SBKS06DPXR	21SBKS06FVXR
	4 x 6	17	14	54	7	18		4	M10x1	Standard	21SBKS06DPX	21SBKS06FVX
	6 x 8	17	17	54	7	18		4	M12x1	Blue	21SBKS08DPXB	21SBKS08FVXB
	6 x 8	17	17	54	7	18		4	M12x1	Red	21SBKS08DPXR	21SBKS08FVXR
	6 x 8	17	17	54	7	18		4	M12x1	Standard	21SBKS08DPX	21SBKS08FVX
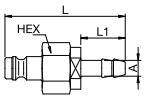 **21SBTF** Plug with valve, Hose Barb	4	17		46	17					Standard	21SBTF04DPX	21SBTF04FVX
	4	17		46	17					Blue	21SBTF04DPXB	21SBTF04FVXB
	4	17		46	17					Red	21SBTF04DPXR	21SBTF04FVXR
	6	17		46	17					Standard	21SBTF06DPX	21SBTF06FVX
	6	17		46	17					Blue	21SBTF06DPXB	21SBTF06FVXB
	6	17		46	17					Red	21SBTF06DPXR	21SBTF06FVXR
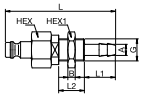 **21SBTS** Plug with valve, Panel Mount with Hose Barb	4	17	14	60	7	14		4	M10x1	Blue	21SBTS04DPXB	21SBTS04FVXB
	4	17	14	60	7	14		4	M10x1	Red	21SBTS04DPXR	21SBTS04FVXR
	4	17	14	60	7	14		4	M10x1	Standard	21SBTS04DPX	21SBTS04FVX
	6	17	17	60	7	14		4	M12x1	Blue	21SBTS06DPXB	21SBTS06FVXB
	6	17	17	60	7	14		4	M12x1	Red	21SBTS06DPXR	21SBTS06FVXR
	6	17	17	60	7	14		4	M12x1	Standard	21SBTS06DPX	21SBTS06FVX

Coupling series made of POM and PVDF has been developed for use in the medical, chemical, food handling, pharmaceutical and laboratory technology industries. The system is also available in a solid plastic design (RectuChem+). Here the metal springs are replaced by springs made of PEEK, an extremely resistant synthetic material. Coupling system with single-hand operation. The color coding of the coupling and plug offers a guarantee for avoiding mix-ups between media when coupling. The coupling is also available with no valve for a straight-through system.

- Available valve types:
  - Single Shut-off
  - Double Shut-off

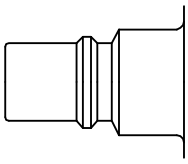

RectuPOM

Working Pressure*:
up to 10 bar (POM, at 20°C)

Material:
- **Coupling:** POM black
- **Plug:** POM black
- **Seals:** NBR

Working Temperature:
-20°C up to +80°C (POM)

Flow Rate Air:
- **Single Shut-Off:** 1.100 l/min.
- **Double Shut-Off:** 770 l/min.

inlet pressure 6 bar, pressure drop 0.5 bar

Flow Rate Water:
- **Single Shut-Off:** 17 l/min.
- **Double Shut-Off:** 12 l/min.

pressure drop 0.5 bar

RectuChem

Working Pressure*:
up to 8 bar (PVDF, with metal springs)

Material:
- **Coupling:** PVDF white
- **Plug:** PVDF white
- **Seals:** FKM

Working Temperature:
-20°C up to +120°C (PVDF)

Flow Rate Air:
- **Single Shut-Off:** 1.100 l/min.
- **Double Shut-Off:** 770 l/min.

inlet pressure 6 bar, pressure drop 0.5 bar

Flow Rate Water:
- **Single Shut-Off:** 17 l/min.
- **Double Shut-Off:** 12 l/min.

pressure drop 0.5 bar

RectuChem+

Working Pressure*:
1-8 bar (PVDF, with PEEK-spring)

Material:
- **Coupling:** PVDF white, PEEK-spring
- **Plug:** PVDF white, PEEK-spring
- **Seals:** FKM

Working Temperature:
-20°C up to +120°C (PVDF)

Flow Rate Air:
- **Double Shut-Off:** 770 l/min.

inlet pressure 6 bar, pressure drop 0.5 bar

Flow Rate Water:
- **Double Shut-Off:** 12 l/min.

pressure drop 0.5 bar

* maximum static working pressure with design factor 4 to 1.

Single Shut-Off / Double Shut-off

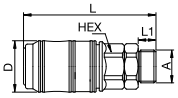

48KBAW
Coupler with valve, Male Thread

Connection A	HEX	L	L1	D	Color Sleeve	Part Number POM	Part Number CHEM	Part Number CHEM+
G1/4	21	70.5	9	26	Standard	48KBAW13DPX	48KBAW13FVX	48KBAW13FVP
G1/4	21	70.5	9	26	Red	48KBAW13DPXR	48KBAW13FVXR	48KBAW13FVPR
G1/4	21	70.5	9	26	Blue	48KBAW13DPXB	48KBAW13FVXB	48KBAW13FVPB
G3/8	21	67	9	26	Standard	48KBAW17DPX	48KBAW17FVX	48KBAW17FVP
G3/8	21	67	9	26	Red	48KBAW17DPXR	48KBAW17FVXR	48KBAW17FVPR
G3/8	21	67	9	26	Blue	48KBAW17DPXB	48KBAW17FVXB	48KBAW17FVPB
G1/2	21	73.5	12	26	Standard	48KBAW21DPX	48KBAW21FVX	48KBAW21FVP
G1/2	21	73.5	12	26	Red	48KBAW21DPXR	48KBAW21FVXR	48KBAW21FVPR
G1/2	21	73.5	12	26	Blue	48KBAW21DPXB	48KBAW21FVXB	48KBAW21FVPB

Single Shut-Off / Double Shut-off

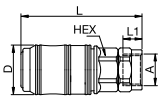

48KBIW
Coupler with valve, Female Thread

Connection A	HEX	L	L1	D	Color Sleeve	Part Number POM	Part Number CHEM	Part Number CHEM+
G1/4	21	63.5	10	26	Standard	48KBIW13DPX	48KBIW13FVX	48KBIW13FVP
G1/4	21	63.5	10	26	Red	48KBIW13DPXR	48KBIW13FVXR	48KBIW13FVPR
G1/4	21	63.5	10	26	Blue	48KBIW13DPXB	48KBIW13FVXB	48KBIW13FVPB
G3/8	21	63.5	13	26	Standard	48KBIW17DPX	48KBIW17FVX	48KBIW17FVP
G3/8	21	63.5	13	26	Red	48KBIW17DPXR	48KBIW17FVXR	48KBIW17FVPR
G3/8	21	63.5	13	26	Blue	48KBIW17DPXB	48KBIW17FVXB	48KBIW17FVPB
G1/2	21	74.5	13	26	Standard	48KBIW21DPX	48KBIW21FVX	48KBIW21FVP
G1/2	21	74.5	13	26	Red	48KBIW21DPXR	48KBIW21FVXR	48KBIW21FVPR
G1/2	21	74.5	13	26	Blue	48KBIW21DPXB	48KBIW21FVXB	48KBIW21FVPB

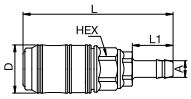

48KBTF
Coupler with valve, Hose Barb

6	21	81	22	26	Standard	48KBTF06DPX	48KBTF06FVX	48KBTF06FVP
6	21	81	22	26	Red	48KBTF06DPXR	48KBTF06FVXR	48KBTF06FVPR
6	21	81	22	26	Blue	48KBTF06DPXB	48KBTF06FVXB	48KBTF06FVPB
9	21	81	22	26	Standard	48KBTF09DPX	48KBTF09FVX	48KBTF09FVP
9	21	81	22	26	Red	48KBTF09DPXR	48KBTF09FVXR	48KBTF09FVPR
9	21	81	22	26	Blue	48KBTF09DPXB	48KBTF09FVXB	48KBTF09FVPB
13	21	84	25	26	Standard	48KBTF13DPX	48KBTF13FVX	48KBTF13FVP
13	21	84	25	26	Red	48KBTF13DPXR	48KBTF13FVXR	48KBTF13FVPR
13	21	84	25	26	Blue	48KBTF13DPXB	48KBTF13FVXB	48KBTF13FVPB

Single Shut-Off

	Connection A	HEX	L	L1	D	Color Sleeve	Part Number POM	Part Number CHEM	Part Number CHEM+
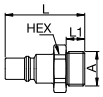 **48SFAW** Plug without valve, Male Thread	G3/8	21	38.5	9		Standard	48SFAW17DXX	48SFAW17FXX	
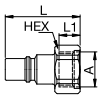 **48SFIW** Plug without valve, Female Thread	G3/8	21	35.5	10		Standard	48SFIW17DXX	48SFIW17FXX	
	G3/8	21	35.5	10		Red	48SFIW17DXXR	48SFIW17FXXR	
	G3/8	21	35.5	10		Blue	48SFIW17DXXB	48SFIW17FXXB	
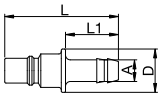 **48SFTF** Plug without valve, Hose Barb	9		47	22	18	Standard	48SFTF09DXX	48SFTF09FXX	

Double Shut-off

	Connection A	HEX	L	L1	D	Color Sleeve	Part Number POM	Part Number CHEM	Part Number CHEM+
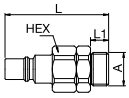 **48SBAW** Plug with valve, Male Thread	G1/4	21	55	9		Standard	48SBAW13DPX	48SBAW13FVX	48SBAW13DPX
	G1/4	21	55	9		Red	48SBAW13DPXR	48SBAW13FVXR	48SBAW13DPX
	G1/4	21	55	9		Blue	48SBAW13DPXB	48SBAW13FVXB	48SBAW13DPX
	G3/8	21	51.5	9		Standard	48SBAW17DPX	48SBAW17FVX	48SBAW17FVP
	G3/8	21	51.5	9		Red	48SBAW17DPXR	48SBAW17FVXR	48SBAW17FVPR
	G3/8	21	51.5	9		Blue	48SBAW17DPXB	48SBAW17FVXB	48SBAW17FVPB
	G1/2	21	58	12		Standard	48SBAW21DPX	48SBAW21FVX	48SBAW21FVP
	G1/2	21	58	12		Red	48SBAW21DPXR	48SBAW21FVXR	48SBAW21FVPR
	G1/2	21	58	12		Blue	48SBAW21DPXB	48SBAW21FVXB	48SBAW21FVPB

Double Shut-off

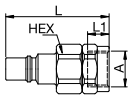

48SBIW
Plug with valve, Female Thread

Connection A	HEX	L	L1	D	Color Sleeve	Part Number POM	Part Number CHEM	Part Number CHEM+
G1/4	21	48	10		Standard	48SBIW13DPX	48SBIW13FVX	48SBIW13FVP
G1/4	21	48	10		Red	48SBIW13DPXR	48SBIW13FVXR	48SBIW13FVPR
G1/4	21	48	10		Blue	48SBIW13DPXB	48SBIW13FVXB	48SBIW13FVPB
G3/8	21	48	10		Standard	48SBIW17DPX	48SBIW17FVX	48SBIW17FVP
G3/8	21	48	10		Red	48SBIW17DPXR	48SBIW17FVXR	48SBIW17FVPR
G3/8	21	48	10		Blue	48SBIW17DPXB	48SBIW17FVXB	48SBIW17FVPB
G1/2	21	59	13		Standard	48SBIW21DPX	48SBIW21FVX	48SBIW21FVP
G1/2	21	59	13		Red	48SBIW21DPXR	48SBIW21FVXR	48SBIW21FVPR
G1/2	21	59	13		Blue	48SBIW21DPXB	48SBIW21FVXB	48SBIW21FVPB

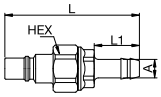

48SBTF
Plug with valve, Hose Barb

Connection A	HEX	L	L1	D	Color Sleeve	Part Number POM	Part Number CHEM	Part Number CHEM+
6	21	65.5	22		Standard	48SBTF06DPX	48SBTF06FVX	48SBTF06FVP
6	21	65.5	22		Red	48SBTF06DPXR	48SBTF06FVXR	48SBTF06FVPR
6	21	65.5	22		Blue	48SBTF06DPXB	48SBTF06FVXB	48SBTF06FVPB
9	21	65.5	22		Standard	48SBTF09DPX	48SBTF09FVX	48SBTF09FVP
9	21	65.5	22		Red	48SBTF09DPXR	48SBTF09FVXR	48SBTF09FVPR
9	21	65.5	22		Blue	48SBTF09DPXB	48SBTF09FVXB	48SBTF09FVPB
13	21	68.5	25		Standard	48SBTF13DPX	48SBTF13FVX	48SBTF13FVP
13	21	68.5	25		Red	48SBTF13DPXR	48SBTF13FVXR	48SBTF13FVPR
13	21	68.5	25		Blue	48SBTF13DPXB	48SBTF13FVXB	48SBTF13FVPB

SERTO®

Schnellkupplungen Kunststoff

PVDF, POM

Coupleurs rapides en plastique

PVDF, POM

Quick-disconnect couplings in plastic

PVDF, POM

Übersicht | Aperçu | Overview

Seite/Page/Page

Schnellkupplungen PVDF
Coupleur rapide PVDF
Quick couplings PVDF

627-632
Sicherheitskupplung "Kuppler"
Accouplement de sécurité "coupleur"
Safety coupling "coupler"

632-634
Sicherheitskupplung "Stecker"
Accouplement de sécurité "embout"
Safety coupling "nipple"

635-637
Kupplung Plus "Kuppler"
Accouplement Plus "coupleur"
Coupling Plus "coupler"

637
Kupplung Plus "Stecker"
Accouplement de sécurité "embout"
Coupling Plus "nipple"

638-640
Serie 21 "Kuppler"
Série 21 "coupleur"
Series 21 "coupler"

641-643
Serie 21 "Stecker"
Série 21 "embout"
Series 21 "nipple"

Seite/Page/Page

Schnellkupplungen POM
Coupleur rapide POM
Quick couplings POM

644-648
Serie PMC/PLC "Kuppler"
Série PMC/PLC "coupleur"
Series PMC/PLC "coupler"

648-650
Serie PMC/PLC "Stecker"
Série PMC/PLC "embout"
Series PMC/PLC "nipple"

PVDF-Sicherheitskupplung
Raccord de sécurité PVDF
PVDF safety coupling

CO K / KU / KA / KAU
CO T / TA

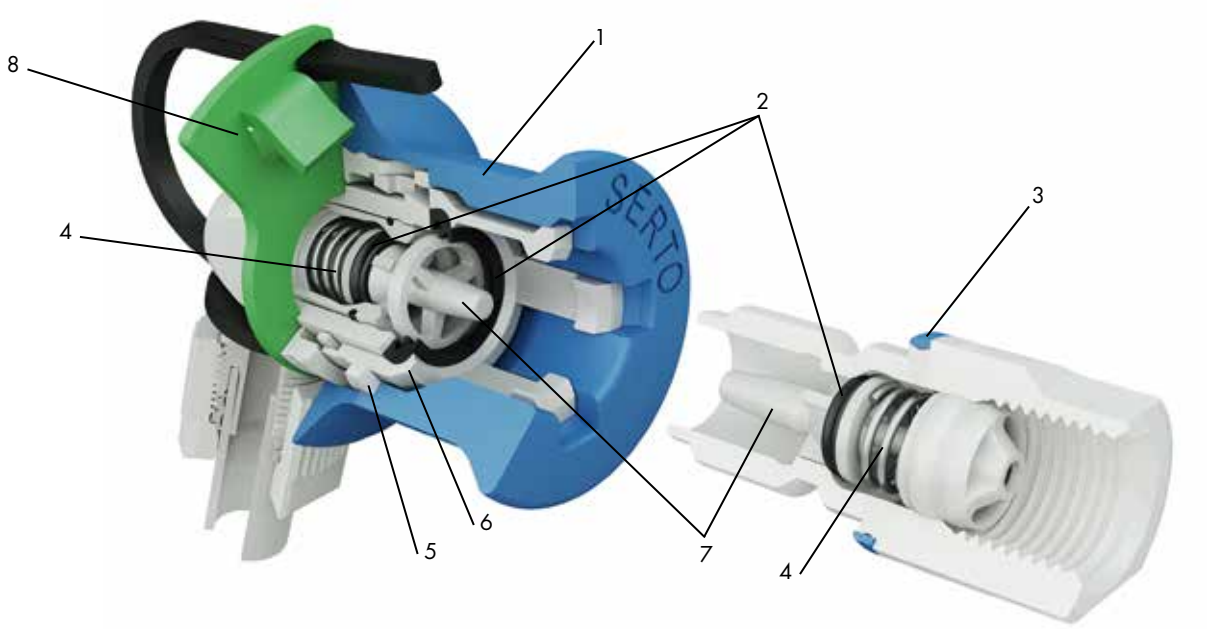

Nr. No. No.	Bezeichnung Désignation Description	Material Matériau Material	Nr. No. No.	Bezeichnung Désignation Description	Material Matériau Material	Nr. No. No.	Bezeichnung Désignation Description	Material Matériau Material
1*	Schiebehülse blau Manchon coulissant bleu Sliding sleeve blue	PVDF (FDA)	4	Druckfeder Ressort de compression Compression spring	Inox 1.4310	7	Ventileinsatz (Option) Emboîtement soupape (option) Valve insert (option)	PVDF (FDA)
2*	Dichtung Joint Seal	EPDM (FDA)	5	Rückstellfeder Ressort de rappel Return spring	PVDF (FDA)	8	Entriegelungssicherung Sécurité anti-déverrouillage Safety lock	PVDF (FDA)
3*	Farbmarkierung blau Repérage de couleur bleu Color coding blue	PVDF (FDA)	6	Spannzange Elément de connex. principal Collet	PVDF (FDA)			

Spezifikationen

Betriebsdruck (PN):	10 bar
Temperatur:	-20°C bis +100°C
Sterilisierbar:	bis +121°C
Sicherheitsfaktor:	1.5-fach

Merkmale

Speziell geeignet für anspruchsvolle Anwendungen u.a. in der chemischen und pharmazeutischen Industrie.
Im Medizinalbereich insbesondere geeignet zum Anschluss an Dialysator-Kartuschen.

*** Optionen erhältlich**

- 1 - Schiebehülse: rot, weiss
- 2 - Dichtung: FKM, Silikon
- 3 - Markierung: rot, weiss

Spécifications

Pression de service (PN):	10 bar
Température:	-20°C à +100°C
Stérilisable:	jusqu'à +121°C
Facteur de sécurité:	1.5 fois

Caractéristiques

Particulièrement indiqués pour des applications de pointe, dans l'industrie chimique et pharmaceutique par exemple.
Pour ce qui est du domaine médical, ils sont particulièrement indiqués pour le raccordement aux cartouches des dialyseurs.

*** Options disponible**

- 1 - Manchon: rouge, blanc
- 2 - Joint: FKM, silicone
- 3 - Repérage: rouge, blanc

Specifications

Working pressure (PN):	10 bar
Temperature:	-20°C to +100°C
Sterilizable:	up to +121°C
Safety factor:	1.5 times

Characteristics

Especially for demanding applications, for example in the chemical and pharmaceutical industries.
In medical technology ideal for connecting dialyser cartridges.

*** Options available**

- 1 - Sleeve: red, white
- 2 - Seal: FKM, silicone
- 3 - Coding: red, white

Druckverlustkurve Wasser | **Courbe de perte de charge eau** | **Pressure loss curve for water**

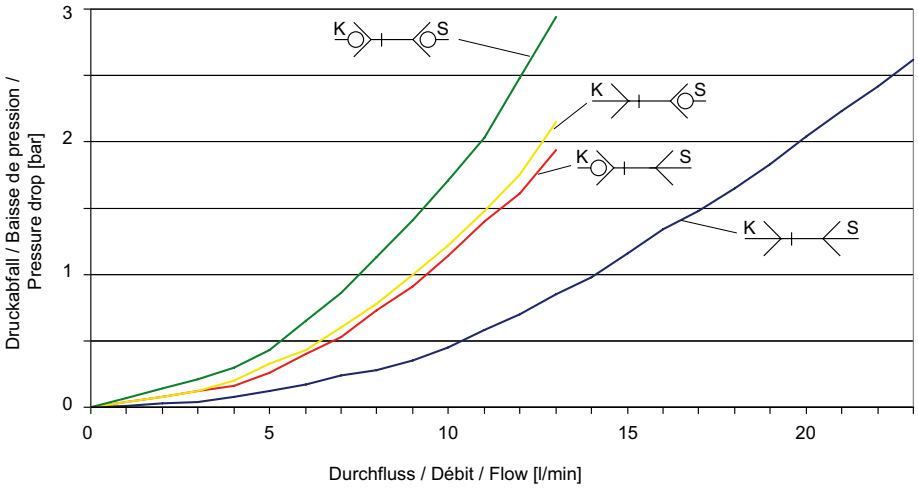

Kuppler	Stecker	Coupleur	Embout	Coupler	Nipple
absperrend	absperrend	obturant	obturant	shut-off	shut-off
nicht absperrend	nicht absperrend	non-obturant	non-obturant	no shut-off	no shut-off

Druckauswertungsgrad in % des PN | **Coefficient de pression de service admissible en % de PN** | **Pressure coefficient in % of PN**

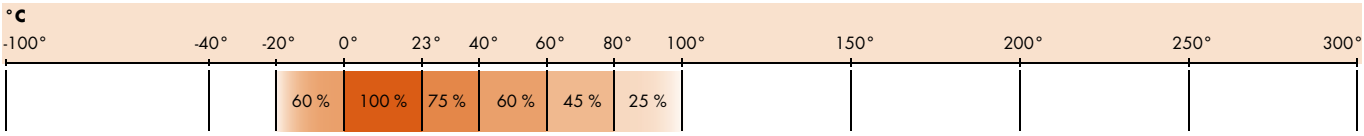

Bestellhinweis Materialbezeichnung | **Codification pour commande** | **Order information material description**

Bsp.: Bestellnummer CO KA/BS-SOT-LW6-PE | Example: No de comm. CO KA/BS-SOT-LW6-PE | Exemple: Order no. CO KA/BS-SOT-LW6-PE

CO	CO Kupplung	CO Accouplement	CO Coupling
KA/	K Kuppler gerade nicht absperrend KU Kuppler abgewinkelt nicht absperrend KA Kuppler gerade absperrend KAU Kuppler abgewinkelt absperrend T Stecker gerade nicht absperrend TA Stecker gerade absperrend	K Coupleur droit non-obturant KU Coupleur angulaire non-obturant KA Coupleur droit obturant KAU Coupleur angulaire obturant T Embout droit non-obturant TA Embout droit obturant	K Coupler straight no shut-off KU Coupler angled no shut-off KA Coupler straight shut-off KAU Coupler angled shut-off T Nipple straight no shut-off TA Nipple straight shut-off
BS–	BS blau mit Sicherung NS neutral (weiss) mit Sicherung * RS rot mit Sicherung * F ohne Rückstellfeder, mit Sicherung *	BS bleu avec sécurité NS naturel (blanc) avec sécurité * RS rouge avec sécurité * F sans ressort de rappel, avec sécurité *	BS blue with safety lock NS nature (white) with safety lock * RS red with safety lock * F without return spring, with safety lock *
SO	SO SERTO	SO SERTO	SO SERTO
T–	T Schlauchtülle I Innengewinde S SERTO-Anschluss	T douille cannelée pour tuyau I filetage femelle S raccordement SERTO	T hose nozzle I female thread S SERTO tube connector
LW6–	LW6 Anschlussgrösse für Schlauch id 6 mm 1/4 Rohrgewinde zylindrisch 6 für Rohrdurchmesser 6 mm	LW6 dimension du raccord p. tuyau id 6 mm 1/4 filetage BSP cylindrique 6 pour diamètre extérieur du tuyau 6 mm	LW6 port size for hose id 6 mm 1/4 BSP thread straight 6 for tube outside diameter 6 mm
P	PVDF	PVDF	PVDF
E	Dichtung E EPDM V FKM * S Silikon *	Joint E EPDM V FKM * S Silicone *	Seal E EPDM V FKM * S Silicone *

* Option auf Anfrage | * en option, sur demande | * optional, on request

Kuppler mit Innengewinde
nicht absperrend

Coupleur avec taraudage
non-obturant

Coupler with female thread
no shut-off

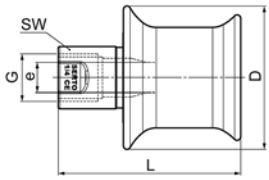

CO K/BS-SOI

Type -G	Mat.-Nr.	bar	SW	L	D	e	kg/100
G=Rohrgewinde (zylindrisch)	G=Filetage-gaz BSP (cylindrique)			G=BSP thread (parallel)			
CO K/BS-SOI-G¼ PE	358.0114.001	10	19	51.0	40.0	8.4	3.400

Kuppler mit Innengewinde
absperrend

Coupleur avec taraudage
obturant

Coupler with female thread
shut-off

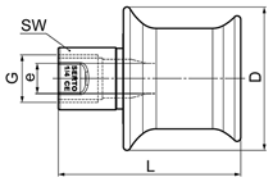

CO KA/BS-SOI

Type -G	Mat.-Nr.	bar	SW	L	D	e	kg/100
G=Rohrgewinde (zylindrisch)	G=Filetage-gaz BSP (cylindrique)			G=BSP thread (parallel)			
CO KA/BS-SOI-G¼ PE	358.1114.001	10	19	51.0	40.0	8.4	3.500

Kuppler mit Schlauchtülle
nicht absperrend

Coupleur avec douille cannelée pour tuyau
non-obturant

Coupler with hose nozzle
no shut-off

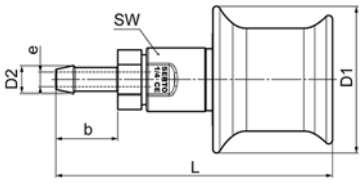

CO K/BS-SOT

Type -LW	Mat.-Nr.	bar	SW	L	D1	D2	b	e	kg/100
CO K/BS-SOT-LW6 PE	358.0506.001	10	19	76.0	40.0	7.5	17.0	4.0	3.800
CO K/BS-SOT-LW8 PE	358.0508.001	10	19	76.0	40.0	9.5	17.0	6.0	3.800

d=Rohraussen-ø
LW=Rohrinnen-ø
e=kleinste Bohrung

d=ø extérieur du tube
LW=ø intérieur du tube
e=ø-min. de passage

d=tube outside diameter
LW=tube inside diameter
e=minimum bore

Kuppler mit Schlauchtülle
absperrend

Coupleur avec douille cannelée pour tuyau
obturant

Coupler with hose nozzle
shut-off

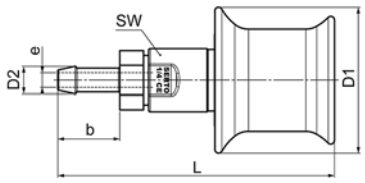

CO KA/BS-SOT

Type -LW	Mat.-Nr.	bar	SW	L	D1	D2	b	e	kg/100
CO KA/BS-SOT-LW6 PE	358.1506.001	10	19	76.0	40.0	7.5	17.0	4.0	3.900
CO KA/BS-SOT-LW8 PE	358.1508.001	10	19	76.0	40.0	9.5	17.0	6.0	3.900

Kuppler mit SERTO-Anschluss
nicht absperrend

Coupleur avec connexion SERTO
non-obturant

Coupler with SERTO connection
no shut-off

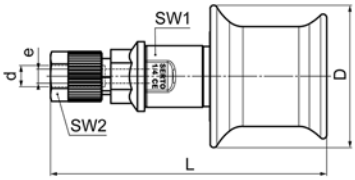

CO K/BS-SOS

Type -d	Mat.-Nr.	bar	SW1	SW2	L	D	e	kg/100
CO K/BS-SOS-6 PE	358.0306.001	10	19	12	78.0	40.0	2.8	4.100
CO K/BS-SOS-8 PE	358.0308.001	10	19	14	79.0	40.0	4.8	4.200
CO K/BS-SOS-10 PE	358.0310.001	10	19	17	80.5	40.0	6.6	4.500

Kuppler mit SERTO-Anschluss
absperrend

Coupleur avec connexion SERTO
obturant

Coupler with SERTO connection
shut-off

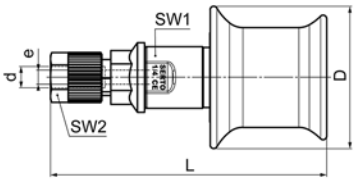

CO KA/BS-SOS

Type -d	Mat.-Nr.	bar	SW1	SW2	L	D	e	kg/100
CO KA/BS-SOS-6 PE	358.1306.001	10	19	12	78.0	40.0	2.8	4.200
CO KA/BS-SOS-8 PE	358.1308.001	10	19	14	79.0	40.0	4.8	4.300
CO KA/BS-SOS-10 PE	358.1310.001	10	19	17	80.5	40.0	6.6	4.600

d=Rohraussen-ø
LW=Rohrinnen-ø
e=kleinste Bohrung

d=ø extérieur du tube
LW=ø intérieur du tube
e=ø-min. de passage

d=tube outside diameter
LW=tube inside diameter
e=minimum bore

Kuppler mit Schlauchtülle abgewinkelt
nicht absperrend

Coupleur avec douille cannelée pour tuyau angulaire
non-obturant

Coupler with hose nozzle angled
no shut-off

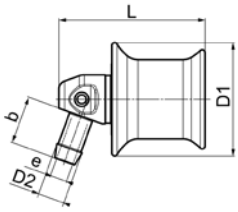

CO KU/BS-SOT

Type -LW	Mat.-Nr.	bar	L	D1	D2	b	e	kg/100
CO KU/BS-SOT-LW8 PE	358.0408.001	10	51.0	40.0	9.5	17.0	6.0	3.300

Kuppler mit Schlauchtülle abgewinkelt
absperrend

Coupleur avec douille cannelée pour tuyau angulaire
obturant

Coupler with hose nozzle angled
shut-off

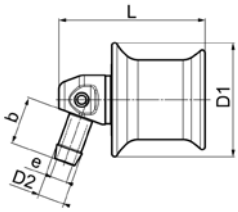

CO KAU/BS-SOT

Type -LW	Mat.-Nr.	bar	L	D1	D2	b	e	kg/100
CO KAU/BS-SOT-LW8 PE	358.1408.001	10	51.0	40.0	9.5	17.0	6.0	3.400

Kuppler mit SERTO-Anschluss abgewinkelt
nicht absperrend

Coupleur avec connexion SERTO angulaire
non-obturant

Coupler with SERTO connection angled
no shut-off

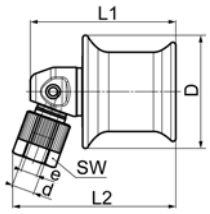

CO KU/BS-SOS

Type -d	Mat.-Nr.	bar	SW	L1	L2	D	e	kg/100
CO KU/BS-SOS-8 PE	358.0208.001	10	14	51.0	57.5	40.0	4.8	3.700
CO KU/BS-SOS-10 PE	358.0210.001	10	17	51.0	61.0	40.0	6.6	4.000

d=Rohraussen-ø
LW=Rohrinnen-ø
e=kleinste Bohrung

d=ø extérieur du tube
LW=ø intérieur du tube
e=ø-min. de passage

d=tube outside diameter
LW=tube inside diameter
e=minimum bore

Kuppler mit SERTO-Anschluss abgewinkelt
absperrend

Coupleur avec connexion SERTO angulaire
obturant

Coupler with SERTO connection angled
shut-off

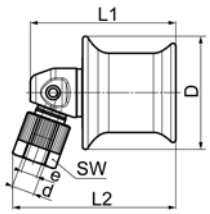

CO KAU/BS-SOS

Type -d	Mat.-Nr.	bar	SW	L1	L2	D	e	kg/100
CO KAU/BS-SOS-8 PE	358.1208.001	10	14	51.0	57.5	40.0	4.8	3.800
CO KAU/BS-SOS-10 PE	358.1210.001	10	17	51.0	61.0	40.0	6.6	4.100

Stecker mit Innengewinde
nicht absperrend

Embout avec taraudage
non-obturant

Nipple with female thread
no shut-off

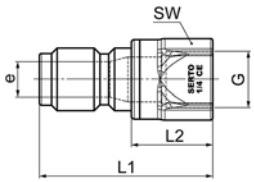

CO T/B-SOI

Type -G	Mat.-Nr.	bar	SW	L1	L2	e	kg/100
G=Rohrgewinde (zylindrisch)	G=Filetage-gaz BSP (cylindrique)			G=BSP thread (parallel)			
CO T/B-SOI-G¼ P	358.5114.000	10	19	41.5	19.5	8.4	1.000
CO T/B-SOI-G⅜ P	358.5138.000	10	22	41.5	19.5	8.4	1.100

Stecker mit Innengewinde
absperrend

Embout avec taraudage
obturant

Nipple with female thread
shut-off

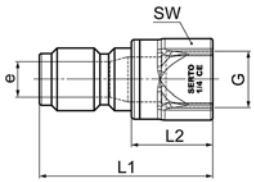

CO TA/B-SOI

Type -G	Mat.-Nr.	bar	SW	L1	L2	e	kg/100
G=Rohrgewinde (zylindrisch)	G=Filetage-gaz BSP (cylindrique)			G=BSP thread (parallel)			
CO TA/B-SOI-G¼ PE	358.6114.001	10	19	41.5	19.5	8.4	1.100
CO TA/B-SOI-G⅜ PE	358.6138.001	10	22	41.5	19.5	8.4	1.200

d=Rohraussen-ø
LW=Rohrinnen-ø
e=kleinste Bohrung

d=ø extérieur du tube
LW=ø intérieur du tube
e=ø-min. de passage

d=tube outside diameter
LW=tube inside diameter
e=minimum bore

Stecker mit Schlauchtülle
nicht absperrend

Embout avec douille cannelée pour tuyau
non-obturant

Nipple with hose nozzle
no shut-off

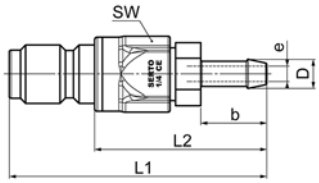

CO T/B-SOT

Type -LW	Mat.-Nr.	bar	SW	L1	L2	D	b	e	kg/100
CO T/B-SOT-LW6 P	358.5506.000	10	19	66.5	44.5	7.5	17.0	4.0	1.500
CO T/B-SOT-LW8 P	358.5508.000	10	19	66.5	44.5	9.5	17.0	6.0	1.600
CO T/B-SOT-LW10 P	358.5510.000	10	22	67.5	45.5	11.5	19.0	7.0	1.900

15

Stecker mit Schlauchtülle
absperrend

Embout avec douille cannelée pour tuyau
obturant

Nipple with hose nozzle
shut-off

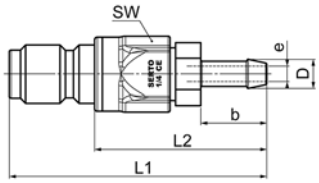

CO TA/B-SOT

Type -LW	Mat.-Nr.	bar	SW	L1	L2	D	b	e	kg/100
CO TA/B-SOT-LW6 PE	358.6506.001	10	19	66.5	44.5	7.5	17.0	4.0	1.600
CO TA/B-SOT-LW8 PE	358.6508.001	10	19	66.5	44.5	9.5	17.0	6.0	1.700
CO TA/B-SOT-LW10 PE	358.6510.001	10	22	67.5	45.5	11.5	19.0	7.0	2.000

Stecker mit SERTO-Anschluss
nicht absperrend

Embout avec connexion SERTO
non-obturant

Nipple with SERTO connection
no shut-off

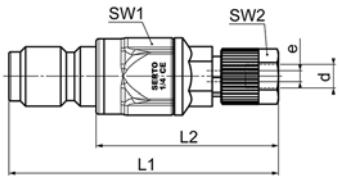

CO T/B-SOS

Type -d	Mat.-Nr.	bar	SW1	SW2	L1	L2	e	kg/100
CO T/B-SOS-6 P	358.5306.000	10	19	12	68.0	46.0	2.8	1.700
CO T/B-SOS-8 P	358.5308.000	10	19	14	69.0	47.0	4.8	1.800
CO T/B-SOS-10 P	358.5310.000	10	22	17	70.5	48.5	6.6	2.100

d=Rohraussen-ø
LW=Rohrinnen-ø
e=kleinste Bohrung

d=ø extérieur du tube
LW=ø intérieur du tube
e=ø-min. de passage

d=tube outside diameter
LW=tube inside diameter
e=minimum bore

Stecker mit SERTO-Anschluss
absperrend

Embout avec connexion SERTO
obturant

Nipple with SERTO connection
shut-off

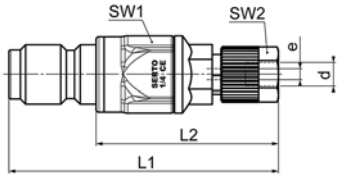

CO TA/B-SOS

Type -d	Mat.-Nr.	bar	SW1	SW2	L1	L2	e	kg/100
CO TA/B-SOS-6 PE	358.6306.001	10	19	12	68.0	46.0	2.8	1.800
CO TA/B-SOS-8 PE	358.6308.001	10	19	14	69.0	47.0	4.8	1.900
CO TA/B-SOS-10 PE	358.6310.001	10	22	17	70.5	48.5	6.6	2.200

d=Rohraussen-ø
LW=Rohrinnen-ø
e=kleinste Bohrung

d=ø extérieur du tube
LW=ø intérieur du tube
e=ø-min. de passage

d=tube outside diameter
LW=tube inside diameter
e=minimum bore

PVDF Kupplung "Plus"
Accouplement "Plus" PVDF
PVDF coupling "Plus"

COP KA/NS
COP TA/NS



Nr. No. No.	Bezeichnung Désignation Description	Material Matériau Material	Nr. No. No.	Bezeichnung Désignation Description	Material Matériau Material	Nr. No. No.	Bezeichnung Désignation Description	Material Matériau Material
1	Kuppler Coupleur Coupler	PVDF (FDA)	4	Druckfeder Ressort de compression Compression spring	Hastelloy® 2.4610	7	Sicherungsklammer Clip de sécurité Safety clamp	PA
2	Stecker Embout Nipple	PVDF (FDA)	5*	Dichtung Joint Seal	EPDM (FDA)	8	Verliersicherung Fixation anti-perte Loss protection	EPDM
3	Ventilkegel Cône de soupape Valve cone	PVDF (FDA)	6	Verschlussmutter Ecrou de verrouillage Lock nut	PA/TPE			

Spezifikationen

Betriebsdruck (PN): 10 bar
Temperatur: -20°C bis +100°C
Sterilisierbar: bis +121°C
Sicherheitsfaktor: 1.5-fach

Spécifications

Pression de service (PN): 10 bar
Température: -20°C à +100°C
Stérilisable: jusqu'à +121°C
Facteur de sécurité: 1.5 fois

Specifications

Working pressure (PN): 10 bar
Temperature: -20°C to +100°C
Sterilizable: up to +121°C
Safety factor: 1.5 times

Merkmale

Schraubkupplung für höchste Sicherheit im Einsatz. Die Sicherungsklammer verhindert unbeabsichtigtes Lösen der Verschlussmutter. Optimale, totraumarme Konstruktion für hohe Durchflussraten.

Caractéristiques

Accouplement par vis pour une sécurité maximale en utilisation. Le clip de sécurité empêche le détachement accidentelle d'ecrou de verrouillage. Construction optimisée avec un espace mort minimal pour des débits élevés.

Characteristics

Screw coupling for maximum safety in use. The safety clamp prevents accidental release of the lock nut. Optimised design with minimal dead space for high flow rates.

Optionen

- Varianten: mit Übergangsmuffe SO 20030

Options

- Autres versions: avec adaptateur femelle SO 20030

Options

- Other versions: with female adaptor SO 20030

Druckverlustkurve Wasser **Courbe de perte de charge eau** **Pressure loss curve for water**

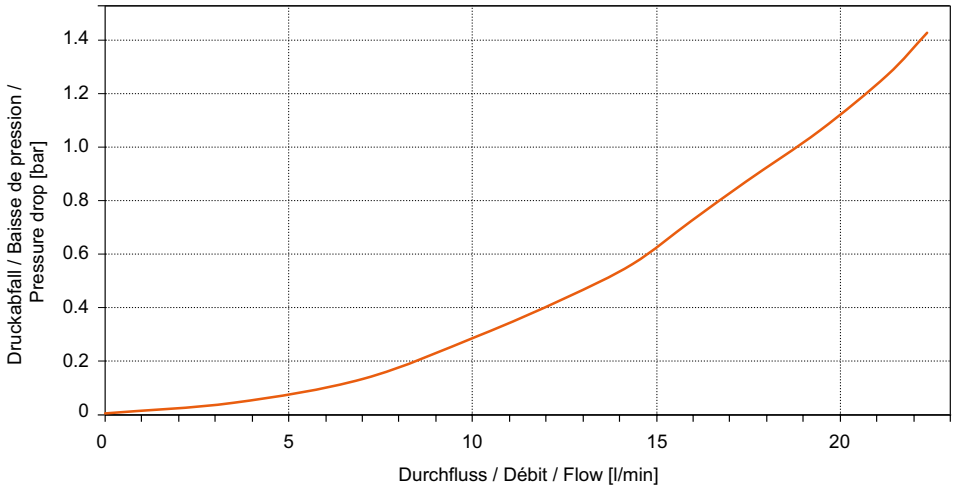

Druckauswertungsgrad in % des PN **Coefficient de pression de service admissible en % de PN** **Pressure coefficient in % of PN**

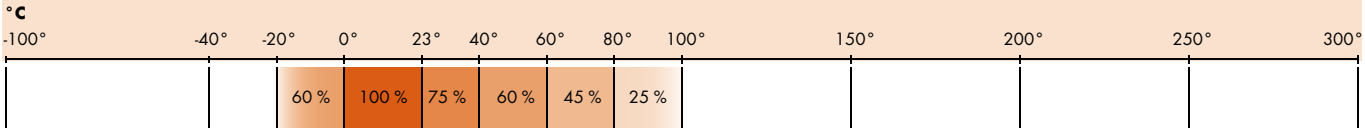

Kuppler mit SERTO-Anschluss
absperrend

Coupleur avec connexion SERTO
obturant

Coupler with SERTO connection
shut-off

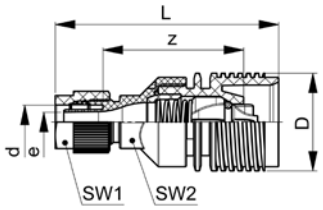

COP KA/NS-SOS

Type -d	Mat.-Nr.	bar	SW1	SW2	L	D	z	e	kg/100
COP KA/NS-SOS-12/9 E	348.6212.031	10	19	19	80.0	35.0	50.5	7.0	5.500

Stecker mit SERTO-Anschluss
absperrend

Embout avec connexion SERTO
obturant

Nipple with SERTO connection
shut-off

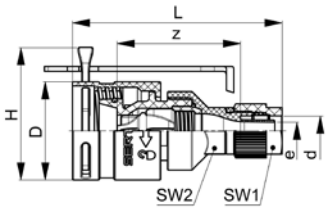

COP TA/NS-SOS

Type -d	Mat.-Nr.	bar	SW1	SW2	L	D	H	z	e	kg/100
COP TA/NS-SOS-12/9 E	348.3212.031	10	19	19	85.0	40.0	54.0	50.5	7.0	6.000

d=Rohraussen-ø
e=kleinste Bohrung

d=ø extérieur du tube
e=ø-min. de passage

d=tube outside diameter
e=minimum bore

Kupplungen PVDF Serie 21

Materialien Serie 21

- Kuppler und Stecker: PVDF weiss
- Federn: Edelstahl1.4571
- Dichtung: FKM

Nennweite

5 = 20 mm²

Betriebstemperatur

-20°C bis +120°C
sterilisierbar bis +160°C
(abhängig vom Durchflussmedium)

Betriebsdruck

8 bar bei +23°C
maximaler statischer Betriebsdruck (ohne Pulsation) bei min. 4-facher statischer Sicherheit

Kupplungsfunktionen

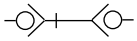

beidseitig absperrend
Kuppler absperrend ‹CO KA...›
Stecker absperrend ‹CO TA...›

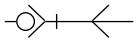

einseitig absperrend
Kuppler absperrend ‹CO KA...›
Stecker nicht absperrend ‹CO T...›

Eigenschaften

- überdurchschnittliche Durchflussleistung
- Einhandbedienung

Merkmale

- Funktion: Mini-Industriekupplung
- Einsatz: Medizintechnik, Lebensmittel-, Laborbereich
- Medien: Flüssigkeiten, Gase, Vakuum 87 %

Coupleurs PVDF série 21

Matériaux séries 21

- Coupleur et embout: PVDF blanc
- Ressorts: acier inoxydable 1.4571
- Joint torique: FKM

Largeur nominale

5 = 20 mm²

Plage de température

-20°C jusqu'à +120°C
stérilisable jusqu'à +160°C
(en fonction du fluide d'écoulement)

Pression de service

8 bar à +23°C
pression de service statique max. (sans pulsation) avec un facteur de sécurité statique min. de 4

Fonctions d'accouplement

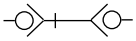

obturant dans les deux sens
coupleur obturant ‹CO KA...›
embout obturant ‹CO TA...›

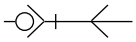

obturant dans un sens
coupleur obturant ‹CO KA...›
embout non-obturant ‹CO T...›

Propriétés

- capacité d'écoulement supérieure à la moyenne
- utilisation à une seule main

Charactéristiques

- Fonction: mini-raccord industriel
- Application: technologie médicale, industrie alimentaire, laboratoires
- Médium: fluides, gaz, vide 87 %

Couplings PVDF series 21

Materials series 21

- Coupler and nipple: PVDF white
- Spring: stainless steel 1.4571
- Seals: FKM

Nominal bore

5 = 20 mm²

Temperature range

-20°C up to +120°C
sterilizable up to +160°C
(depending on medium used)

Working pressure

8 bar at +23°C
maximum static operating pressure (without pulsation) at min. static safety of 4

Coupling functions

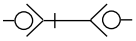

double-sided shut-off
coupler shut-off ‹CO KA...›
nipple shut-off ‹CO TA...›

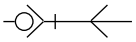

one-sided shut-off
coupler shut-off ‹CO KA...›
nipple no shut-off ‹CO T...›

Properties

- above-average flow rate
- one-handed operation

Characteristics

- Function: mini industrial coupling
- Uses: medical technology, food industry, laboratories
- Media: fluids, gases, vacuum 87 %

Durchflussleistung / Débit / Flow capacity

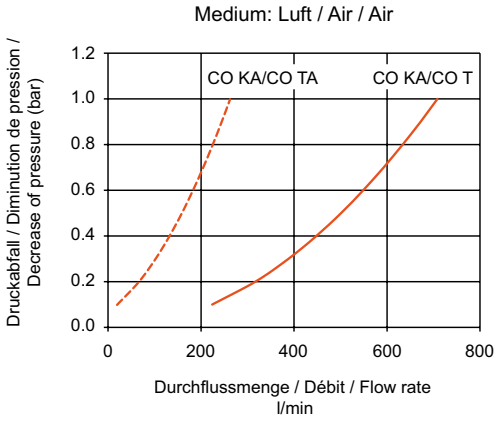

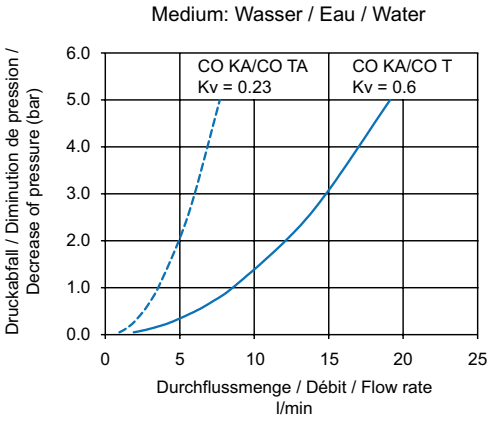

Kuppler mit Schlauchtülle
absperrend

Coupleur avec douille cannelée
obturant

Coupler with hose nozzle
shut-off

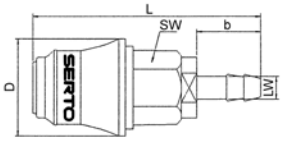

CO KA 211 (P)

Type -LW	Mat.-Nr.	bar	SW	L	b	D	kg/100
CO KA 211-LW 4 P	302.8110.040	8	17	60.0	17.0	25.5	1.510
CO KA 211-LW 6 P	302.8110.060	8	17	60.0	17.0	25.5	1.580

Kuppler mit Innengewinde
absperrend

Coupleur avec taraudage
obturant

Coupler with female thread
shut-off

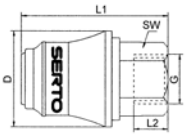

CO KA 212 (P)

Type -G	Mat.-Nr.	bar	SW	L1	L2	D	kg/100
G=Rohrgewinde (zylindrisch)	G=Filetage-gaz BSP (cylindrique)				G=BSP thread (parallel)		
CO KA 212-G⅛ P	302.8120.020	8	17	53.0	8.0	25.5	1.300
CO KA 212-G¼ P	302.8120.040	8	17	39.0	9.0	25.5	1.030

Kuppler mit Aussengewinde
absperrend

Coupleur avec filetage
obturant

Coupler with male thread
shut-off

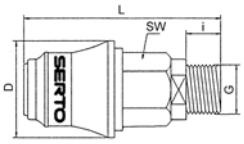

CO KA 213 (P)

Type -G	Mat.-Nr.	bar	SW	L	i	D	kg/100
G=Rohrgewinde (zylindrisch)	G=Filetage-gaz BSP (cylindrique)				G=BSP thread (parallel)		
CO KA 213-G⅛ P	302.8130.020	8	17	50.0	7.0	25.5	1.530
CO KA 213-G¼ P	302.8130.040	8	17	52.0	7.0	25.5	1.570

d=Rohraussen-ø
LW=Rohrinnen-ø

d=ø extérieur du tube
LW=ø intérieur du tube

d=tube outside diameter
LW=tube inside diameter

Kuppler mit Rohranschluss
absperrend

Coupleur avec connexion pour tube
obturant

Coupler with tube connection
shut-off

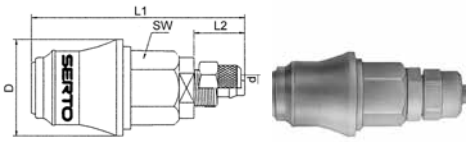

CO KA 214 (P)

Type -d	Mat.-Nr.	bar	SW	L1	L2	D	kg/100
CO KA 214-6 P	302.8140.060	8	17	68.0	18.0	25.5	1.820
CO KA 214-8 P	302.8140.080	8	17	68.0	18.0	25.5	1.930

Kuppler in Schottausführung mit Rohranschluss
absperrend

Coupleur traversée de cloison avec connexion pour tube
obturant

Panel mount coupler with tube connection
shut-off

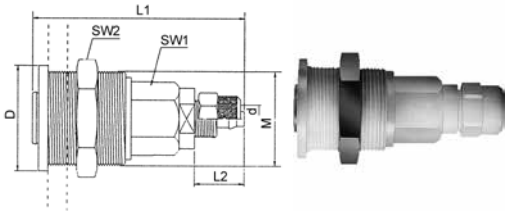

CO KA 215 (P)

Type -d	Mat.-Nr.	bar	M	SW1	SW2	L1	L2	D	kg/100
CO KA 215-6 P	302.8740.060	8	25x1.0	17	27	56.0	13.0	28.0	2.840
CO KA 215-8 P	302.8740.080	8	25x1.0	17	27	56.0	13.0	28.0	2.890

Kuppler in Schottausführung mit Schlauchtülle
absperrend

Coupleur traversée de cloison avec douille cannelée
obturant

Coupler panel mount with hose nozzle
shut-off

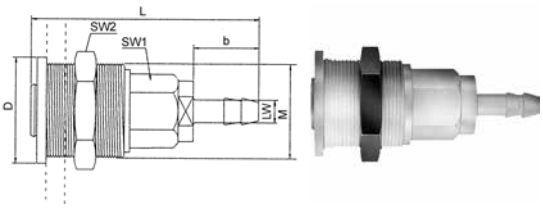

CO KA 216 (P)

Type -LW	Mat.-Nr.	bar	M	SW1	SW2	L	D	b	kg/100
CO KA 216-LW 4 P	302.8710.040	8	25x1.0	17	27	60.0	28.0	17.0	2.700
CO KA 216-LW 6 P	302.8710.060	8	25x1.0	17	27	60.0	28.0	17.0	2.770

d=Rohraussen-ø
LW=Rohrinnen-ø

d=ø extérieur du tube
LW=ø intérieur du tube

d=tube outside diameter
LW=tube inside diameter

Stecker mit Schlauchtülle
nicht absperrend

Embout avec douille cannelée pour tuyau
non-obturant

Nipple with hose nozzle
no shut-off

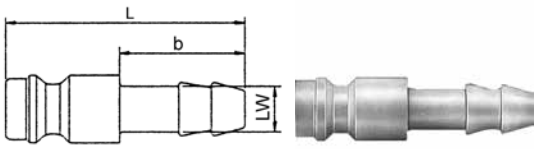

CO T 211 (P)

Type -LW	Mat.-Nr.	bar	L	b	kg/100
CO T 211-LW 4 P	302.6010.040	8	32.0	17.0	0.100
CO T 211-LW 6 P	302.6010.060	8	32.0	17.0	0.110

Stecker mit Schlauchtülle
absperrend

Embout avec douille cannelée pour tuyau
obturant

Nipple with hose nozzle
shut-off

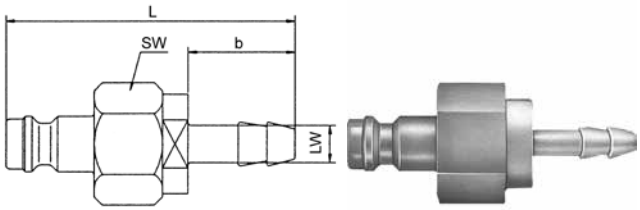

CO TA 211 (P)

Type -LW	Mat.-Nr.	bar	SW	L	b	kg/100
CO TA 211-LW 4 P	302.6110.040	8	17	46.0	17.0	0.630
CO TA 211-LW 6 P	302.6110.060	8	17	46.0	17.0	0.660

Stecker mit Innengewinde
nicht absperrend

Embout avec taraudage
non-obturant

Nipple with female thread
no shut-off

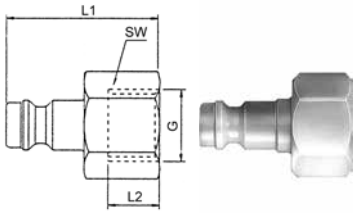

CO T 212 (P)

Type -G	Mat.-Nr.	bar	SW	L1	L2	kg/100
G=Rohrgewinde (zylindrisch)	G=Filetage-gaz BSP (cylindrique)			G=BSP thread (parallel)		
CO T 212-G⅛ P	302.6020.020	8	14	24.0	8.0	0.190
CO T 212-G¼ P	302.6020.040	8	17	25.0	9.0	0.330

d=Rohraussen-ø
LW=Rohrinnen-ø

d=ø extérieur du tube
LW=ø intérieur du tube

d=tube outside diameter
LW=tube inside diameter

Stecker mit Innengewinde
absperrend

Embout avec taraudage
obturant

Nipple with female thread
shut-off

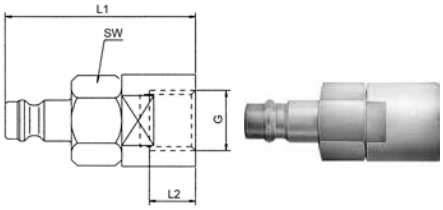

CO TA 212 (P)

Type -G	Mat.-Nr.	bar	SW	L1	L2	kg/100
G=Rohrgewinde (zylindrisch)	G=Filetage-gaz BSP (cylindrique)			G=BSP thread (parallel)		
CO TA 212-G⅛ P	302.6120.020	8	17	39.0	8.0	0.840
CO TA 212-G¼ P	302.6120.040	8	17	42.0	10.0	1.150

Stecker mit Aussengewinde
nicht absperrend

Embout avec filetage
non-obturant

Nipple with male thread
no shut-off

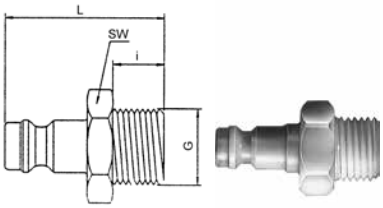

CO T 213 (P)

Type -G	Mat.-Nr.	bar	SW	L	i	kg/100
G=Rohrgewinde (zylindrisch)	G=Filetage-gaz BSP (cylindrique)			G=BSP thread (parallel)		
CO T 213-G⅛ P	302.6030.020	8	14	25.0	7.0	0.220
CO T 213-G¼ P	302.6030.040	8	17	28.0	9.0	0.340

Stecker mit Aussengewinde
absperrend

Embout avec filetage
obturant

Nipple with male thread
shut-off

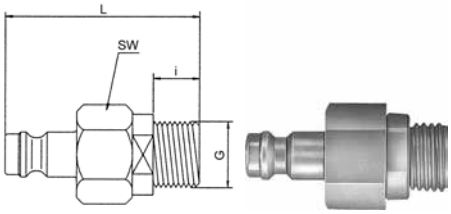

CO TA 213 (P)

Type -G	Mat.-Nr.	bar	SW	L	i	kg/100
G=Rohrgewinde (zylindrisch)	G=Filetage-gaz BSP (cylindrique)			G=BSP thread (parallel)		
CO TA 213-G⅛ P	302.6130.020	8	17	36.0	7.0	0.750
CO TA 213-G¼ P	302.6130.040	8	17	38.0	7.0	0.790

d=Rohraussen-ø
LW=Rohrinnen-ø

d=ø extérieur du tube
LW=ø intérieur du tube

d=tube outside diameter
LW=tube inside diameter

Stecker mit Rohranschluss
nicht absperrend

Embout avec connexion pour tube
non-obturant

Nipple with tube connection
no shut-off

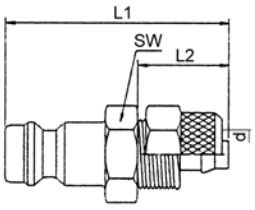

CO T 214 (P)

Type -d	Mat.-Nr.	bar	SW	L1	L2	kg/100
CO T 214-6 P	302.6040.060	8	14	32.0	13.0	0.340
CO T 214-8 P	302.6040.080	8	14	32.0	13.0	0.420

d=Rohraussen-ø
LW=Rohrinnen-ø

d=ø extérieur du tube
LW=ø intérieur du tube

d=tube outside diameter
LW=tube inside diameter

Kupplungen POM Serie K-CP

Materialien
- Kuppler und Stecker: POM
- Dichtungen: NBR
- Clip: Edelstahl 1.4401

Nennweite (NW)
K-CP..2-... = 3.2 mm
K-CP..4-... = 6.4 mm

Betriebstemperatur
-40°C bis +80°C

Betriebsdruck
8 bar bei +23°C

Kupplungsfunktionen

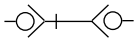

beidseitig absperrend
Kuppler absperrend KV-CP...
Stecker absperrend KSV-CP...

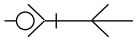

einseitig absperrend
Kuppler absperrend KV-CP...
Stecker nicht absperrend KS-CP...

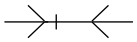

nicht absperrend
Kuppler nicht absperrend K-CP...
Stecker nicht absperrend KS-CP...

Eigenschaften
- Einhandbedienung
- hoher Durchfluss
- kleine Baugrössen
- hohe chemische Beständigkeit

Merkmale
- Einsatz: Instrumentenausrüstungen, Kühlrohrleitungen
- Medien: Luft, Säuren

Coupleurs POM série K-CP

Matériaux
- Coupleur et embout: POM
- Joints: NBR
- Clip: acier inoxydable 1.4401

Largeur nominale (NW)
K-CP..2-... = 3.2 mm
K-CP..4-... = 6.4 mm

Plage de température
-40°C jusqu'à +80°C

Pression de service
8 bar à +23°C

Fonctions d'accouplement

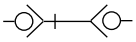

obturant dans les deux sens
coupleur obturant KV-CP...
embout obturant KSV-CP...

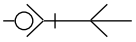

obturant dans un sens
coupleur obturant KV-CP...
embout non-obturant KS-CP...

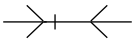

non-obturant
coupleur non-obturant K-CP...
embout non-obturant KS-CP...

Propriétés
- utilisation à une seule main
- un grand écoulement
- de petites dimensions
- haute résistance chimique

Charactéristiques
- Application: équipments d'instruments, conduites de refroidissement
- Médium: air, acides

Couplings POM series K-CP

Materials
- Coupler and nipple: POM
- Seals: NBR
- Clip: stainless steel 1.4401

Nominal bore (NW)
K-CP..2-... = 3.2 mm
K-CP..4-... = 6.4 mm

Temperature range
-40°C up to +80°C

Working pressure
8 bar at +23°C

Coupling functions

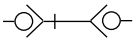

double-sided shut-off
coupler shut-off KV-CP...
nipple shut-off KSV-CP...

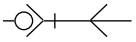

one-sided shut-off
coupler shut-off KV-CP...
nipple no shut-off KS-CP...

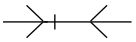

no shut-off
coupler no shut-off K-CP...
nipple no shut-off KS-CP...

Properties
- one-handed operation
- high flow rate
- compact dimensions
- high chemical resistance

Characteristics
- Uses: instrumentation, cooling tubes
- Media: air, acids

Durchflussleistung K-CP..2-...
(Bsp. K-CPB2-1/8 K)

Medium: Luft / Air / Air
(100 psig inlet pressure)

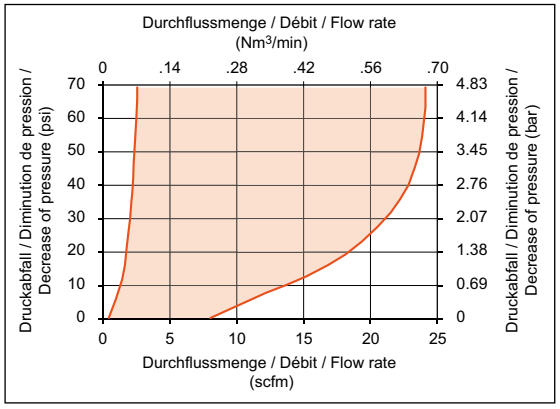

Débit K-CP..2-...
(par ex. K-CPB2-1/8 K)

Medium: Wasser / Eau / Water

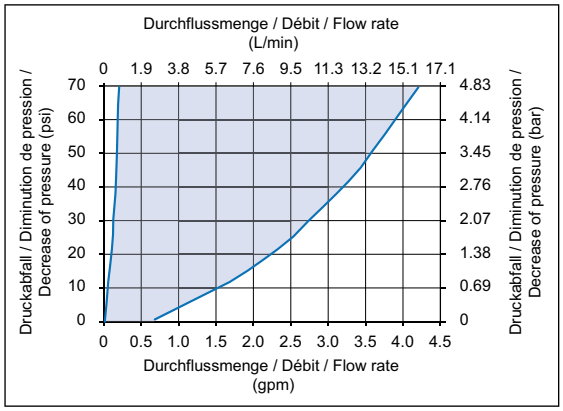

Flow capacity K-CP..2-...
(for ex. K-CPB2-1/8 K)

Durchflussleistung K-CP..4-...

(Bsp. K-CPB4-1/4 K)

Medium: Luft / Air / Air
(100 psig inlet pressure)

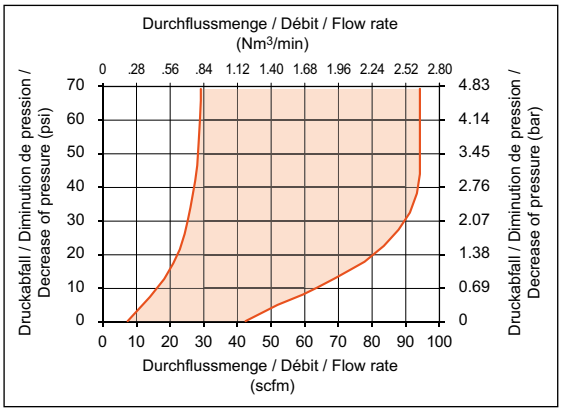

Débit K-CP..4-...

(Bsp. K-CPB4-1/4 K)

Medium: Wasser / Eau / Water

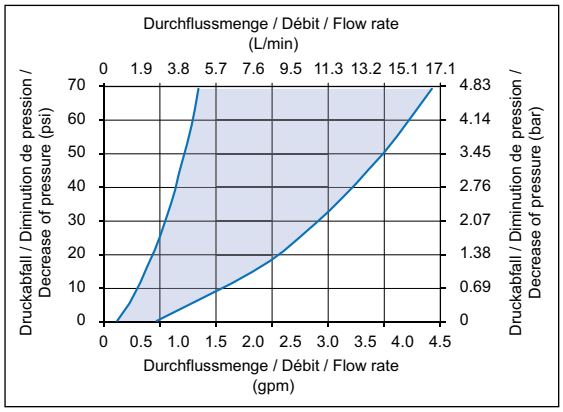

Kuppler mit Aussengewinde
nicht absperrend

Coupleur avec filetage
non-obturant

Coupler with male thread
no shut-off

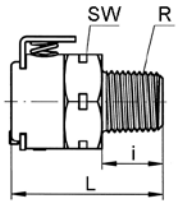

K-CPB

Type -R	Mat.-Nr.	bar	NW	SW	L	i	kg/100
R=Rohrgewinde (kegelig)	R=Filetage-gaz BSP (conique)			R=BSP thread (tapered)			
K-CPB2-⅛	YBD.CPB2.113020	8	3.2	15	25.4	10.2	0.490
K-CPB4-¼	YBD.CPB4.113040	8	6.4	18	29.4	12.7	0.680

Kuppler mit Aussengewinde
absperrend

Coupleur avec filetage
obturant

Coupler with male thread
shut-off

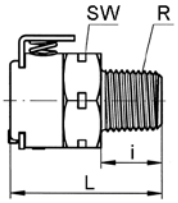

KV-CPB

Type -R	Mat.-Nr.	bar	NW	SW	L	i	kg/100
R=Rohrgewinde (kegelig)	R=Filetage-gaz BSP (conique)			R=BSP thread (tapered)			
KV-CPB2-⅛	YBD.CPB2.123020	8	3.2	15	25.4	10.2	0.550
KV-CPB4-¼	YBD.CPB4.123040	8	6.4	15	29.4	12.7	0.740
KV-CPB4-⅜	YBD.CPB4.123060	8	6.4	18	29.4	12.7	0.760

Kuppler mit Schlauchtülle
nicht absperrend

Coupleur avec douille cannelée pour tuyau
non-obturant

Coupler with hose nozzle
no shut-off

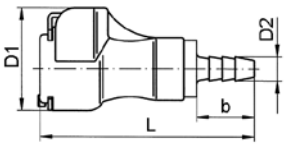

K-CPC

Type -LW	Mat.-Nr.	bar	NW	L	D1	D2	b	kg/100
K-CPC2-LW 4	YBD.CPC2.117040	8	3.2	42.0	20.0	5.0	11.4	0.550
K-CPC2-LW 5	YBD.CPC2.117050	8	3.2	47.2	20.0	6.0	16.5	0.560
K-CPC2-LW 6,5	YBD.CPC2.117060	8	3.2	47.2	20.0	7.5	16.5	0.580
K-CPC4-LW 6,5	YBD.CPC4.117060	8	6.4	49.5	23.4	7.5	16.5	0.620
K-CPC4-LW 8	YBD.CPC4.117080	8	6.4	49.5	23.4	9.0	16.5	0.720
K-CPC4-LW 9,5	YBD.CPC4.117090	8	6.4	49.5	23.4	10.5	16.5	0.760

LW=Rohrinnen-ø LW=ø intérieur du tube LW=tube inside diameter

Kuppler mit Schlauchtülle
absperrend

Coupleur avec douille cannelée pour tuyau
obturant

Coupler with hose nozzle
shut-off

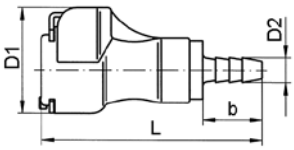

KV-CPC

Type -LW	Mat.-Nr.	bar	NW	L	D1	D2	b	kg/100
KV-CPC2-LW 4	YBD.CPC2.127040	8	3.2	42.0	20.0	5.0	11.4	0.740
KV-CPC2-LW 5	YBD.CPC2.127050	8	3.2	47.2	20.0	6.0	16.5	0.760
KV-CPC2-LW 6,5	YBD.CPC2.127060	8	3.2	47.2	20.0	7.5	16.5	0.650
KV-CPC4-LW 6,5	YBD.CPC4.127060	8	6.4	49.5	23.4	7.5	16.5	0.920
KV-CPC4-LW 8	YBD.CPC4.127080	8	6.4	49.5	23.4	9.0	16.5	0.850
KV-CPC4-LW 9,5	YBD.CPC4.127090	8	6.4	49.5	23.4	10.5	16.5	0.940

15

Kuppler in Schottausführung mit Schlauchtülle
nicht absperrend

Coupleur traversée de cloison avec douille cannelée pour tuyau
non-obturant

Panel mount coupler with hose nozzle
no shut-off

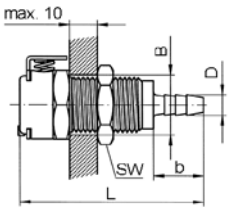

K-CPH

Type -LW	Mat.-Nr.	bar	NW	SW	L	D	B	b	kg/100
K-CPH2-LW 4	YBD.CPH2.118040	8	3.2	15	41.9	5.0	13.0	11.4	0.750
K-CPH2-LW 5	YBD.CPH2.118050	8	3.2	15	47.0	6.0	13.0	16.5	0.830
K-CPH2-LW 6,5	YBD.CPH2.118060	8	3.2	15	47.0	7.5	13.0	16.5	0.860
K-CPH4-LW 6,5	YBD.CPH4.118060	8	6.4	20	49.5	7.5	17.5	16.5	1.320
K-CPH4-LW 8	YBD.CPH4.118080	8	6.4	20	49.5	9.0	17.5	16.5	1.360
K-CPH4-LW 9,5	YBD.CPH4.118090	8	6.4	20	49.5	10.5	17.5	16.5	1.380

Kuppler in Schottausführung mit Schlauchtülle
absperrend

Coupleur traversée de cloison avec douille cannelée pour tuyau
obturant

Panel mount coupler with hose nozzle
shut-off

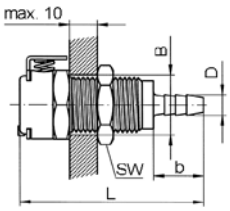

KV-CPH

Type -LW	Mat.-Nr.	bar	NW	SW	L	D	B	b	kg/100
KV-CPH2-LW 4	YBD.CPH2.128040	8	3.2	15	41.9	5.0	13.0	11.4	0.820
KV-CPH2-LW 5	YBD.CPH2.128050	8	3.2	15	47.0	6.0	13.0	16.5	0.860
KV-CPH2-LW 6,5	YBD.CPH2.128060	8	3.2	15	47.0	7.5	13.0	16.5	0.890
KV-CPH4-LW 6,5	YBD.CPH4.128060	8	6.4	20	49.5	7.5	17.0	16.5	1.380
KV-CPH4-LW 8	YBD.CPH4.128080	8	6.4	20	49.5	9.0	17.0	16.5	1.420
KV-CPH4-LW 9,5	YBD.CPH4.128090	8	6.4	20	49.5	10.5	17.0	16.5	1.440

Stecker mit Aussengewinde
nicht absperrend

Embout avec filetage
non-obturant

Nipple with male thread
no shut-off

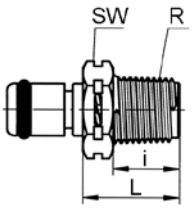

KS-CPB

Type -R	Mat.-Nr.	bar	NW	SW	L	i	kg/100
R=Rohrgewinde (kegelig)	R=Filetage-gaz BSP (conique)			R=BSP thread (tapered)			
KS-CPB2-⅛	YBD.CPB2.133020	8	3.2	12	14.7	10.2	0.180
KS-CPB4-¼	YBD.CPB4.133040	8	6.4	15	17.6	12.7	0.340
KS-CPB4-⅜	YBD.CPB4.133060	8	6.4	18	17.8	12.7	0.600

Stecker mit Aussengewinde
absperrend

Embout avec filetage
obturant

Nipple with male thread
shut-off

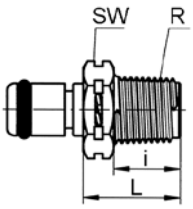

KSV-CPB

Type -R	Mat.-Nr.	bar	NW	SW	L	i	kg/100
R=Rohrgewinde (kegelig)	R=Filetage-gaz BSP (conique)			R=BSP thread (tapered)			
KSV-CPB2-⅛	YBD.CPB2.143020	8	3.2	12	22.4	10.2	0.330
KSV-CPB4-¼	YBD.CPB4.143040	8	6.4	15	25.0	12.7	0.420
KSV-CPB4-⅜	YBD.CPB4.143060	8	6.4	18	19.0	12.7	0.680

LW=Rohrinnen-ø LW=ø intérieur du tube LW=tube inside diameter

Stecker mit Schlauchtülle
nicht absperrend

Embout avec douille cannelée pour tuyau
non-obturant

Nipple with hose nozzle
no shut-off

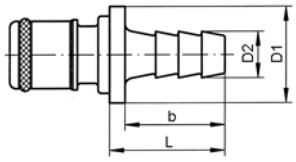

KS-CPC

Type -LW	Mat.-Nr.	bar	NW	L	D1	D2	b	kg/100
KS-CPC2-LW 4	YBD.CPC2.137040	8	3.2	15.2	12.7	5.0	11.4	0.130
KS-CPC2-LW 5	YBD.CPC2.137050	8	3.2	20.3	12.7	6.0	16.5	0.160
KS-CPC2-LW 6,5	YBD.CPC2.137060	8	3.2	20.3	12.7	7.5	16.5	0.150
KS-CPC4-LW 6,5	YBD.CPC4.137060	8	6.4	20.3	15.9	7.5	16.5	0.150
KS-CPC4-LW 8	YBD.CPC4.137080	8	6.4	20.3	15.9	9.0	16.5	0.250
KS-CPC4-LW 9,5	YBD.CPC4.137090	8	6.4	20.3	15.9	10.0	16.5	0.300

Stecker mit Schlauchtülle
absperrend

Embout avec douille cannelée pour tuyau
obturant

Nipple with hose nozzle
shut-off

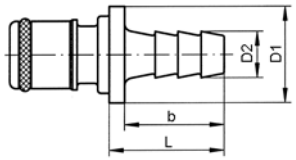

KSV-CPC

Type -LW	Mat.-Nr.	bar	NW	L	D1	D2	b	kg/100
KSV-CPC2-LW 4	YBD.CPC2.147040	8	3.2	27.8	12.7	5.0	11.4	0.300
KSV-CPC2-LW 5	YBD.CPC2.147050	8	3.2	33.3	12.7	6.0	16.5	0.150
KSV-CPC2-LW 6,5	YBD.CPC2.147060	8	3.2	28.7	12.7	7.5	16.5	0.320
KSV-CPC4-LW 6,5	YBD.CPC4.147060	8	6.4	33.2	15.9	7.5	16.5	0.540
KSV-CPC4-LW 8	YBD.CPC4.147080	8	6.4	33.2	15.9	9.0	16.5	0.530
KSV-CPC4-LW 9,5	YBD.CPC4.147090	8	6.4	34.0	15.9	10.5	16.5	0.510

Stecker mit Schlauchtülle 90°
nicht absperrend

Embout avec douille cannelée pour tuyau 90°
non-obturant

Nipple with hose nozzle 90°
no shut-off

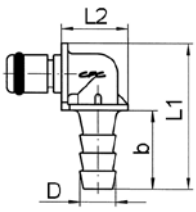

KS-CPQ

Type -LW	Mat.-Nr.	bar	NW	L1	L2	D	b	kg/100
KS-CPQ2-LW 4	YBD.CPQ2.137040	8	3.2	25.1	10.2	5.0	11.4	0.130
KS-CPQ2-LW 6,5	YBD.CPQ2.137060	8	3.2	30.3	14.0	7.5	16.5	0.210
KS-CPQ4-LW 6,5	YBD.CPQ4.137060	8	6.4	33.5	13.8	7.5	16.5	0.250
KS-CPQ4-LW 9,5	YBD.CPQ4.137090	8	6.4	32.5	18.2	10.5	16.5	0.340

Stecker mit Schlauchtülle 90°
absperrend

Embout avec douille cannelée pour tuyau 90°
obturant

Nipple with hose nozzle 90°
shut-off

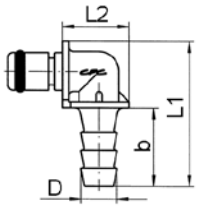

KSV-CPQ

Type -LW	Mat.-Nr.	bar	NW	L1	L2	D	b	kg/100
KSV-CPQ2-LW 4	YBD.CPQ2.148040	8	3.2	24.0	16.1	5.0	11.4	0.300
KSV-CPQ2-LW 6,5	YBD.CPQ2.148060	8	3.2	29.2	15.9	7.5	16.5	0.330
KSV-CPQ4-LW 6,5	YBD.CPQ4.148060	8	6.4	32.3	17.0	7.5	16.5	0.500
KSV-CPQ4-LW 9,5	YBD.CPQ4.148090	8	6.4	32.5	18.2	10.5	16.5	0.730

LW=Rohrinnen-ø LW=ø intérieur du tube LW=tube inside diameter